

# Italian Republic

## Rating report

### Rating rationale

**Core euro area member.** Italy benefits from supportive fiscal and monetary policy frameworks under the EU and euro area institutional architecture. The economy's systemic relevance further underpins the high likelihood of support from European institutions under stressed scenarios.

**Large, wealthy and diversified economy.** Italy's EUR 2.2trn economy is the third largest in the EU and benefits from a wide diversification across sectors, supporting its economic resilience to shocks. Italy is set to receive EUR 194.4bn of Next Generation EU recovery funds (9.2% of average GDP over 2021-26F), which together with associated reforms should support its economic outlook.

**Strong external position:** Italy's record of current account surpluses has turned the country into a net creditor. This position, together with the euro's status as a global reserve currency, shields the country from external risks.

**Low private indebtedness:** Moderate private debt levels among Italian non-financial corporates and households support the stability of the financial system and reduce the risk of private sector liabilities materialising on the government's balance sheet.

**Rating challenges:** i) high government debt and funding needs, which are expected to remain elevated over the long term; ii) weak longer-run economic growth and labour-market rigidities; and iii) an ageing and declining working-age population.

**Figure 1: Italy's sovereign-rating drivers**

Risk pillars		Quantitative		Reserve currency*	Political risk**	Qualitative****	Final rating
		Weight	Indicative rating	Notches	Notches	Notches	
Domestic economic risk		35%	aaa	EUR	Italy	- 1/3	BBB+
Public finance risk		20%	bb			- 2/3	
External economic risk		10%	bbb+			0	
Financial stability risk		10%	aaa			0	
ESG risk	Environmental factors	5%	bbb	[+1]	[-0]	0	
	Social factors	7.5%	ccc			- 1/3	
	Governance factors	12.5%	a+			- 1/3	
Sovereign Quantitative Model***		a				-2	
Additional considerations						0	

\*The reserve-currency quantitative adjustment applies to currencies in the IMF's Special Drawing Rights (SDR) basket.

\*\*The political-risk quantitative adjustment is based on the World Bank's Political Stability & Absence of Violence/Terrorism index.

\*\*\*Scope's SQM signals an indicative credit rating of 'a' for Italy, which was approved by the rating committee.

\*\*\*\*The qualitative scorecard analyst adjustments, capped at one notch per rating pillar, are weighted equally with an aggregate adjustment rounded to the nearest integer.

For details, please see Scope's [Sovereign Rating Methodology](#).

Source: Scope Ratings.

### Foreign currency

Long-term issuer rating/Outlook

**BBB+/Stable**

Senior unsecured debt

**BBB+/Stable**

Short-term issuer rating/Outlook

**S-2/Stable**

### Local currency

Long-term issuer rating/Outlook

**BBB+/Stable**

Senior unsecured debt

**BBB+/Stable**

Short-term issuer rating/Outlook

**S-2/Stable**

### Lead Analyst

Eiko Sievert

+49 69 6677389-85

[e.sievert@scoperatings.com](mailto:e.sievert@scoperatings.com)

### Team Leader

Alvise Lennkh-Yunus

+49 69 6677389-85

[a.lennkh@scoperatings.com](mailto:a.lennkh@scoperatings.com)

## Credit strengths and challenges

### Credit strengths

- Systemic importance for EU and EA
- Large, wealthy and diversified economy
- Strong external position
- Low private sector debt

### Credit challenges

- High public debt and funding needs
- Weak long-run economic growth and labour market rigidities
- Challenging demographic trends

## Outlook and rating triggers

The Stable Outlook reflects Scope's view that risks to the ratings are balanced.

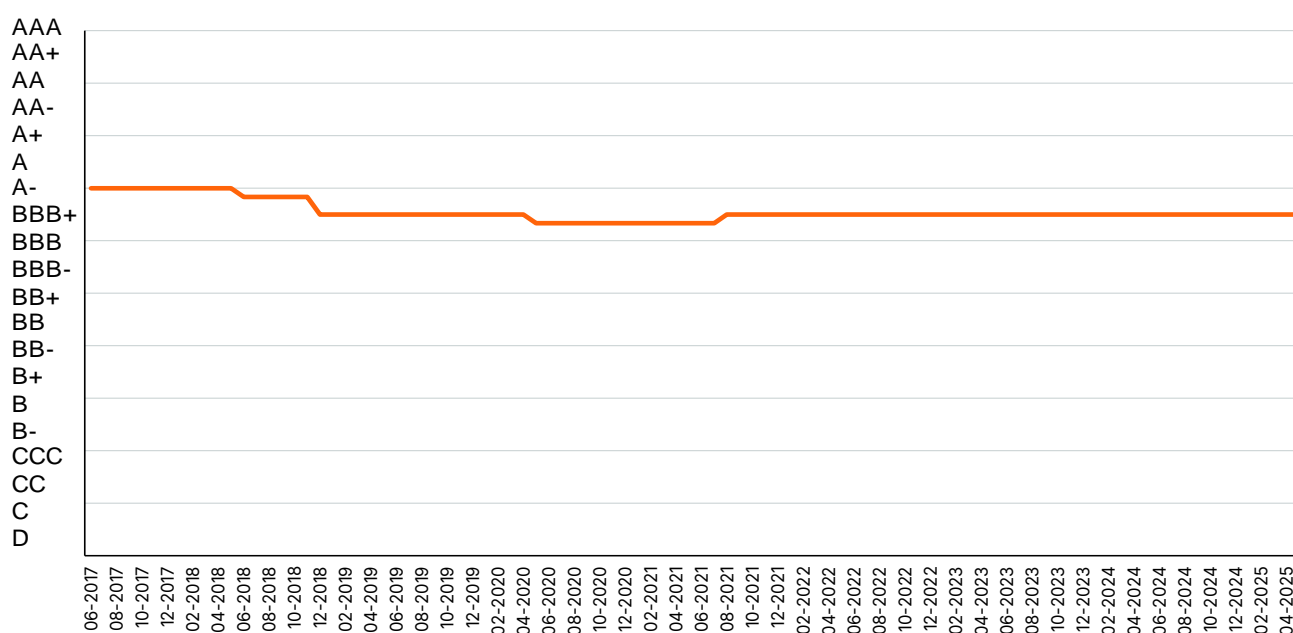
### Positive rating-change drivers

- Debt-to-GDP is on a firm downward trajectory
- Investment and reform implementation raise economic growth potential

### Negative rating-change drivers

- Reduced support from European institutions
- Weaker fiscal outlook
- Weaker economic growth outlook

Figure 2: Rating history



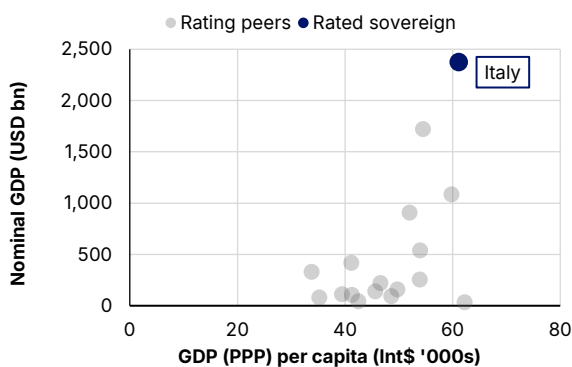
Foreign-currency long-term issuer rating. Positive/Negative Outlooks are treated with a +/-0.33-notch adjustment. Credit Watch positive/negative with a +/-0.67-notch adjustment. Source: Scope Ratings.

## Domestic economic risk

### Overview of Scope's assessments of Italy's Domestic Economic Risk

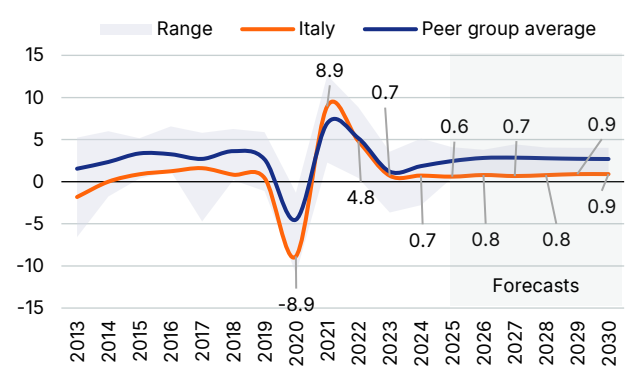
SQM <sup>1</sup> indicative rating	Analytical component	Assessment	Notch adjustment	Rationale
aaa	Growth potential and outlook	Weak	- 1/3	Weak growth potential
	Monetary policy framework	Neutral	0	ECB is a credible and effective central bank, limited adaptability of monetary policy to individual member states
	Macroeconomic stability and sustainability	Neutral	0	Large and diversified economy, stagnant productivity and weak labour market outcome

Figure 3: Nominal GDP and GDP per capita



Source: IMF World Economic Outlook (WEO), Scope Ratings

Figure 4: Real GDP growth, %



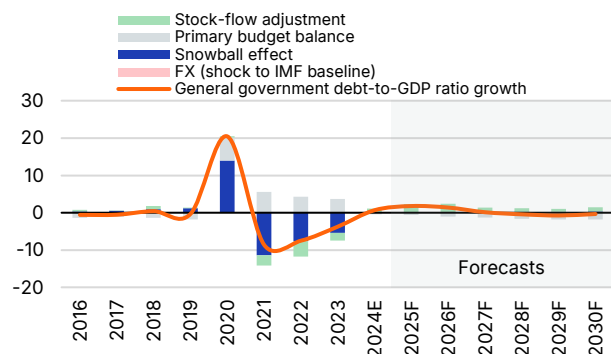
Source: IMF WEO, Scope Ratings forecasts

## Public finance risk

### Overview of Scope's assessments of Italy's Public Finance Risk

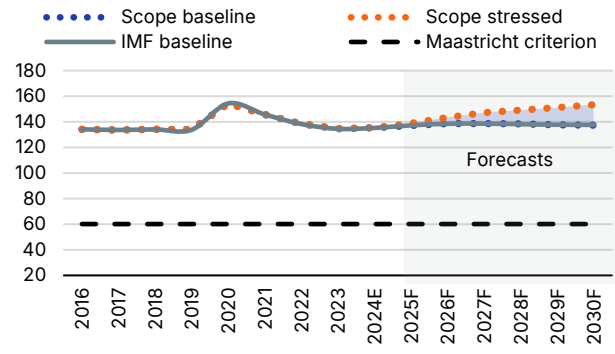
SQM indicative rating	Analytical component	Assessment	Notch adjustment	Rationale
bb	Fiscal policy framework	Weak	- 1/3	Gradual return to primary surplus; very limited fiscal space; application of revised EU fiscal framework; Excessive Deficit Procedure enacted in July 2024
	Long-term debt trajectory	Weak	- 1/3	High debt stock vulnerable to permanent increases during shocks; high off-balance sheet debt; rising ageing-related and interest expenditure
	Debt profile and market access	Neutral	0	Strong domestic investor base; large central-bank holdings of public debt; resilient debt structure, but significant financing requirements

Figure 5: Contributions to change in debt levels, pps of GDP



Source: IMF WEO, Scope Ratings forecasts

Figure 6: Debt-to-GDP forecasts, % of GDP



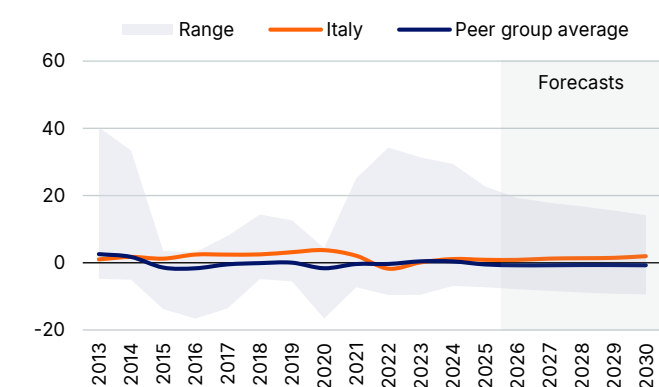
Source: IMF WEO, Scope Ratings forecasts

## External economic risk

### Overview of Scope's assessments of Italy's External Economic Risk

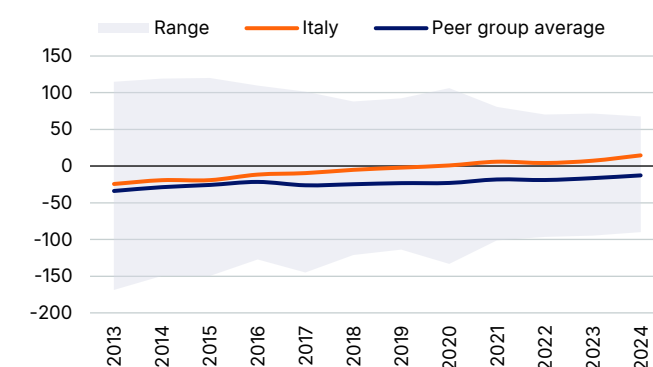
SQM indicative rating	Analytical component	Assessment	Notch adjustment	Rationale
bbb+	Current account resilience	Neutral	0	Diversified and competitive export base; record of current account surpluses
	External debt structure	Neutral	0	Low external debt stock; composition by sector and maturity similar to peers
	Resilience to short-term external shocks	Neutral	0	Euro-area membership protects against short-term external shocks

Figure 7: Current-account balance, % of GDP



Source: IMF WEO forecasts, Scope Ratings

Figure 8: Net international investment position (NIIP), % GDP



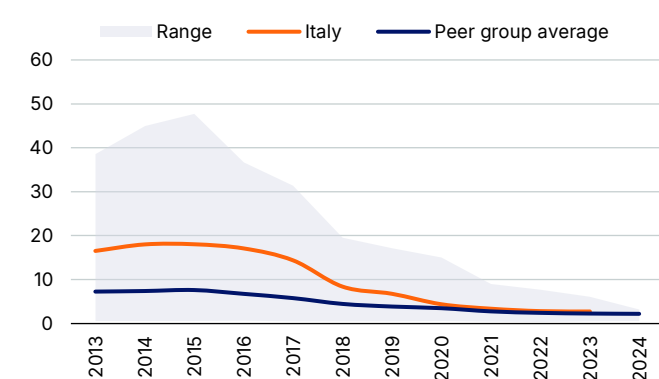
Source: IMF, Scope Ratings

## Financial stability risk

### Overview of Scope's assessments of Italy's Financial Stability Risk

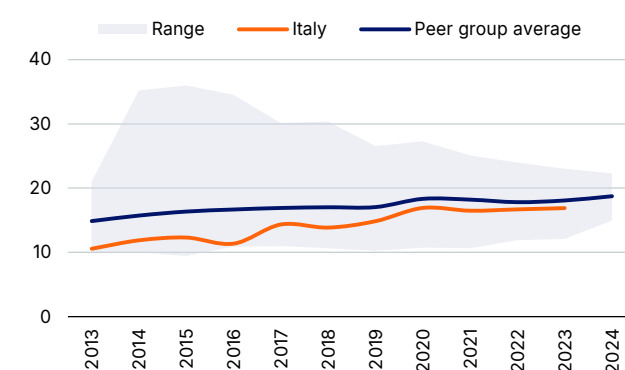
SQM indicative rating	Analytical component	Assessment	Notch adjustment	Rationale
aaa	Banking sector performance	Neutral	0	Solid capital buffers, high liquidity and improved profitability; sovereign-bank nexus remains a core risk
	Financial sector oversight and governance	Neutral	0	Effective oversight under European Banking Union and the Bank of Italy, as well as the national markets authority, insurance supervisor and the pension funds supervisor
	Financial imbalances	Neutral	0	Low private-sector indebtedness; declining credit growth; real estate price dynamics in line with economic conditions

Figure 9: Non-performing loans (NPLs), % of total loans



Source: World Bank (WB), Scope Ratings

Figure 10: Tier 1 capital, % of risk-weighted assets



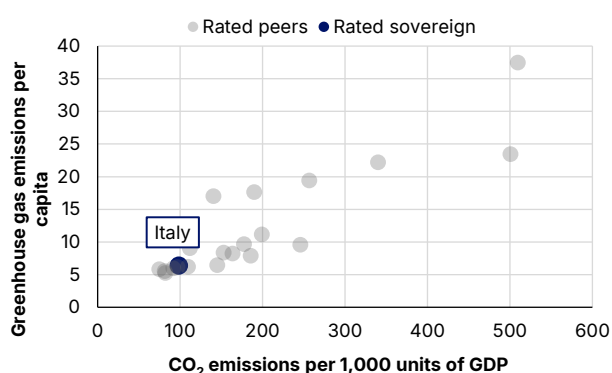
Source: IMF, Scope Ratings

## Environmental, Social and Governance (ESG) risk

### Overview of Scope's assessments of Italy's ESG Risk

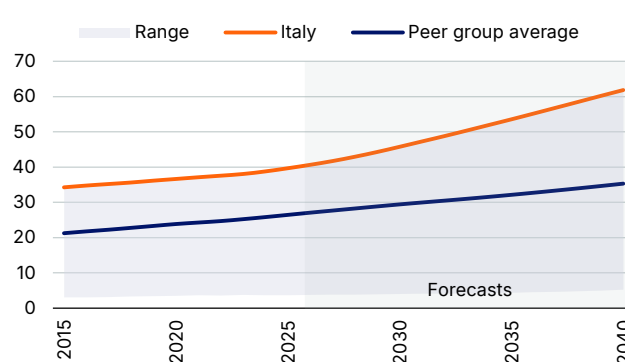
SQM indicative rating	Analytical component	Assessment	Notch adjustment	Rationale
bbb-	Environmental factors	Neutral	0	Exposure to natural disaster risk; ambitious green transition investment programme
	Social factors	Weak	- 1/3	Adverse demographics, moderate educational outcomes, risk of social exclusion
	Governance factors	Weak	- 1/3	Fragmented political environment leading to frequent episodes of political instability in the past; government has clear parliamentary majority

Figure 11: CO<sub>2</sub> emissions per GDP, mtCO<sub>2</sub>e



Source: European Commission (EC), Scope Ratings

Figure 12: Old-age dependency ratio, %



Source: United Nations (UN), Scope Ratings

## Reserve-currency adjustment

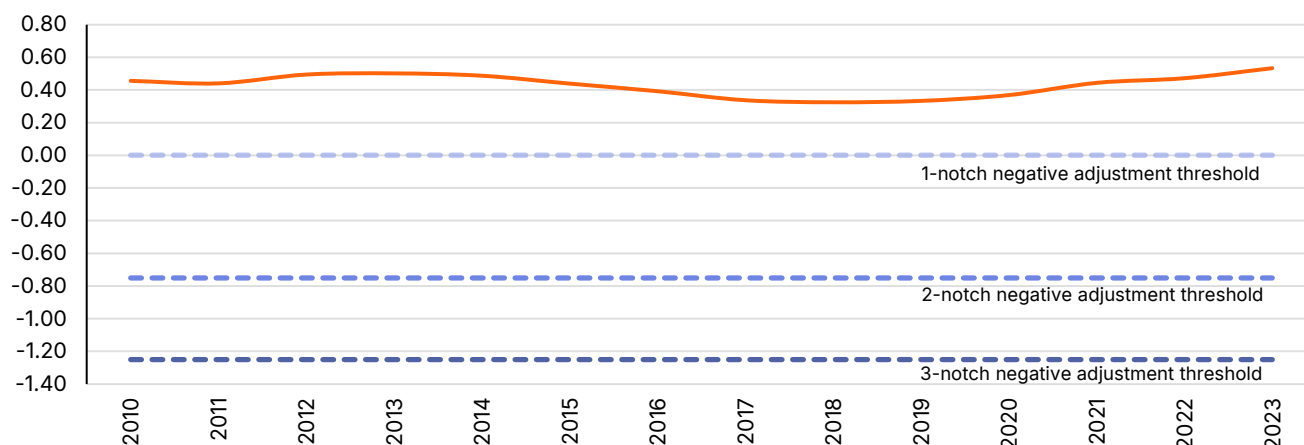
### IMF SDR basket and Scope reserve-currency adjustment

Currency	U.S. dollar	Euro	Chinese yuan	Japanese yen	Pound sterling	Other
IMF SDR basket weights, %	43.4	29.3	12.3	7.6	7.4	0.0
Positive adjustment, notches	3	1	1	1	1	0

Source: IMF, Scope Ratings

## Political-risk adjustment

Figure 13: WB Political Stability & Absence of Violence/Terrorism index, Italy, 3-year moving average



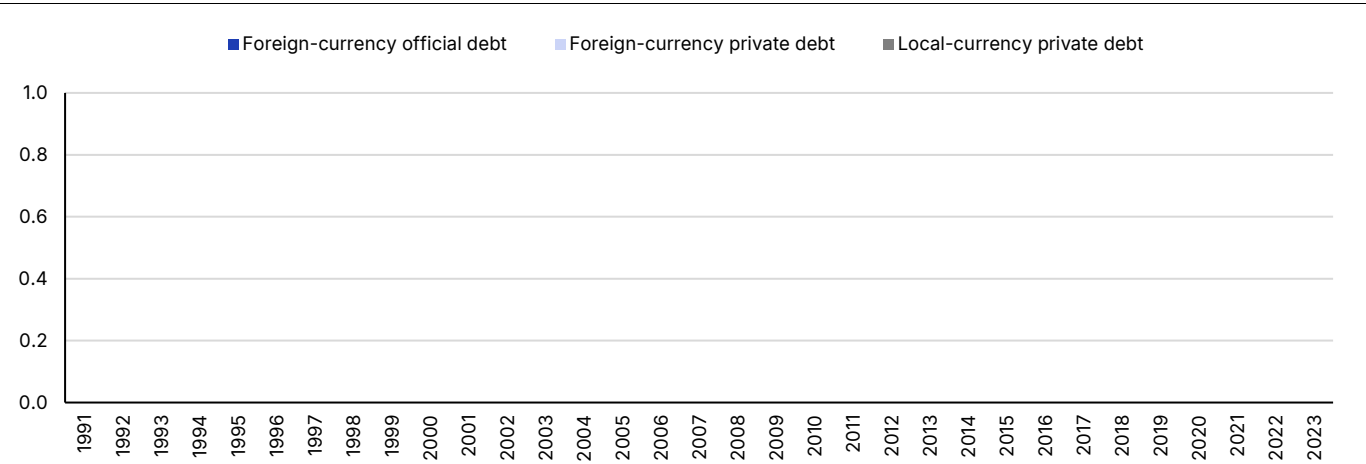
Source: WB, Scope Ratings

Additional considerations

No adjustment was applied to the rating from additional considerations.

Appendix 1. Sovereign default history

Sovereign default history, USD bn



Depicted private-debt defaults may not always constitute a credit event under [Scope's credit-rating definitions](#).  
Source: [Bank of Canada-Bank of England Sovereign Default Database](#), Scope Ratings.

Appendix 2. Rating peers

Rating peers are related to sovereigns with an indicative rating in the same rating category or adjacent categories, as assigned by Scope's sovereign quantitative model after accounting for methodological reserve-currency and political-risk adjustments.

Peer group*
Bulgaria
Croatia
Cyprus
Hungary
Latvia
Poland
Slovakia
Spain

\*Select publicly-rated sovereigns only; the full sample of sovereign-rating peers may be larger.

Appendix 3. Economic development and default indicators

IMF Development Classification	Advanced economy
5-year USD CDS spread (bps) as of 23 May 2025	53.8

## Appendix 4. Statistical table for selected SQM indicators

This table presents a selection of the indicators (24 out of 30 – with the governance indicator reflecting a composite of five indicators) used in Scope's quantitative model, in line with Scope's Sovereign Rating Methodology. The metrics and sources for the data presented here ensure comparability across global country peers and may therefore differ from data from national and other select international statistical series.

Pillar	Core variable	Source	2019	2020	2021	2022	2023	2024
Domestic Economic	GDP per capita (PPP), Int\$ '000s	IMF	46.6	44.3	50.4	56.8	59.3	61.2
	Nominal GDP, USD bn	IMF	2,020	1,906	2,181	2,106	2,305	2,372
	Real growth, %	IMF	0.4	-8.9	8.9	4.8	0.7	0.7
	CPI inflation, %	IMF	0.6	-0.1	1.9	8.7	5.9	1.1
	Unemployment rate, %	WB	10.0	9.2	9.5	8.1	7.6	6.8
Public Finance	Public debt, % of GDP	IMF	133.8	154.3	145.7	138.3	134.6	135.3
	Net interest payment, % of government revenue	IMF	6.8	6.9	7.0	8.4	7.5	7.9
	Primary balance, % of GDP	IMF	1.7	-6.1	-5.6	-4.2	-3.7	0.3
External Economic	Current-account balance, % of GDP	IMF	3.2	3.8	2.1	-1.7	0.1	1.1
	Total reserves, months of imports	WB	3.3	4.6	3.8	3.1	3.3	-
	NIIP, % of GDP	IMF	-2.0	1.0	6.0	4.3	7.4	14.7
Financial Stability	NPL ratio, % of total loans	IMF	6.7	4.4	3.3	2.8	2.7	-
	Tier 1 ratio, % of risk-weighted assets	IMF	14.9	16.9	16.5	16.7	16.9	-
	Credit to the private sector, % of GDP	WB	73.4	82.7	76.0	69.6	63.5	-
ESG	CO <sub>2</sub> per EUR 1,000 of GDP, mtCO <sub>2</sub> e	EC	111.0	108.5	113.2	108.4	98.7	-
	Income share of bottom 50%, %	WID	-	-	-	-	-	-
	Labour-force participation rate, %	WB	65.7	64.1	64.5	65.6	66.7	66.9
	Old-age dependency ratio, %	UN	36.2	36.6	37.1	37.6	38.1	38.8
	Composite governance indicators*	WB	0.6	0.5	0.5	0.6	0.7	-
	Political stability, index	WB	0.3	0.4	0.4	0.5	0.5	-

**Lead Analyst**

Eiko Sievert  
+49 69 6677389-85  
[e.sievert@scoperatings.com](mailto:e.sievert@scoperatings.com)

**Associate Analyst**

Alessandra Poli  
+49 69 8700274-98  
[a.poli@scoperatings.com](mailto:a.poli@scoperatings.com)

**Team Leader**

Alvise Lennkh-Yunus  
+49 69 6677389-85  
[a.lennkh@scoperatings.com](mailto:a.lennkh@scoperatings.com)

**Related research**

[Sovereign Outlook 2025: normalising economic fundamentals, rising fiscal pressures and geopolitical uncertainty balance the sovereign outlook](#), December 2024

**Applied methodologies**

[Sovereign Rating Methodology](#), January 2025

**Scope Ratings GmbH**

Lennéstraße 5, D-10785 Berlin  
Phone: +49 30 27891-0  
Fax: +49 30 27891-100  
[info@scoperatings.com](mailto:info@scoperatings.com)

**Scope Ratings UK Limited**

52 Grosvenor Gardens  
London SW1W 0AU  
Phone: +44 20 7824 5180  
[info@scoperatings.com](mailto:info@scoperatings.com)



Bloomberg: RESP SCOP  
[Scope contacts](#)  
[scoperatings.com](https://scoperatings.com)

**Disclaimer**

© 2025 Scope SE & Co. KGaA and all its subsidiaries including Scope Ratings GmbH, Scope Ratings UK Limited, Scope Fund Analysis GmbH, Scope Innovation Lab GmbH and Scope ESG Analysis GmbH (collectively, Scope). All rights reserved. The information and data supporting Scope's ratings, rating reports, rating opinions and related research and credit opinions originate from sources Scope considers to be reliable and accurate. Scope does not, however, independently verify the reliability and accuracy of the information and data. Scope's ratings, rating reports, rating opinions, or related research and credit opinions are provided 'as is' without any representation or warranty of any kind. In no circumstance shall Scope or its directors, officers, employees and other representatives be liable to any party for any direct, indirect, incidental or other damages, expenses of any kind, or losses arising from any use of Scope's ratings, rating reports, rating opinions, related research or credit opinions. Ratings and other related credit opinions issued by Scope are, and have to be viewed by any party as, opinions on relative credit risk and not a statement of fact or recommendation to purchase, hold or sell securities. Past performance does not necessarily predict future results. Any report issued by Scope is not a prospectus or similar document related to a debt security or issuing entity. Scope issues credit ratings and related research and opinions with the understanding and expectation that parties using them will assess independently the suitability of each security for investment or transaction purposes. Scope's credit ratings address relative credit risk, they do not address other risks such as market, liquidity, legal, or volatility. The information and data included herein is protected by copyright and other laws. To reproduce, transmit, transfer, disseminate, translate, resell, or store for subsequent use for any such purpose the information and data contained herein, contact Scope Ratings GmbH at Lennéstraße 5, D-10785 Berlin. Public Ratings are generally accessible to the public. Subscription Ratings and Private Ratings are confidential and may not be shared with any unauthorised third party.