

Landkreditt Boligkreditt AS

Obligasjoner med fortrinnsrett -
Covered Bonds
Performance Report - 2025Q2

Summary

The AAA rating with a Stable Outlook assigned to the covered bonds (Obligasjoner med fortrinnsrett) issued by Landkreditt Boligkreditt AS are based on the bank's issuer rating (A- / Stable), enhanced by six notches of cover pool-support based uplift.

Governance support factors, in total, provide an rating uplift of up to five notches and, effectively, a floor against a deterioration in cover pool credit quality. This reflects our assessment of the strong governance support provided by the legal covered bond and resolution framework in Norway.

We have classified the interplay between complexity and transparency with a cover pool complexity (CPC) category of 'Low', allowing for a three-notch uplift on top of governance support factors, which translates into a maximum cover pool uplift of eight notches. Considering the regularly provided level of overcollateralisation, the cover pool could provide a two-notch buffer against an issuer rating downgrade.

The last credit rating action and its supporting rating rationale can be found on scoperatings.com.

Covered Bonds

AAA

Outlook

Stable

Issuer

A-

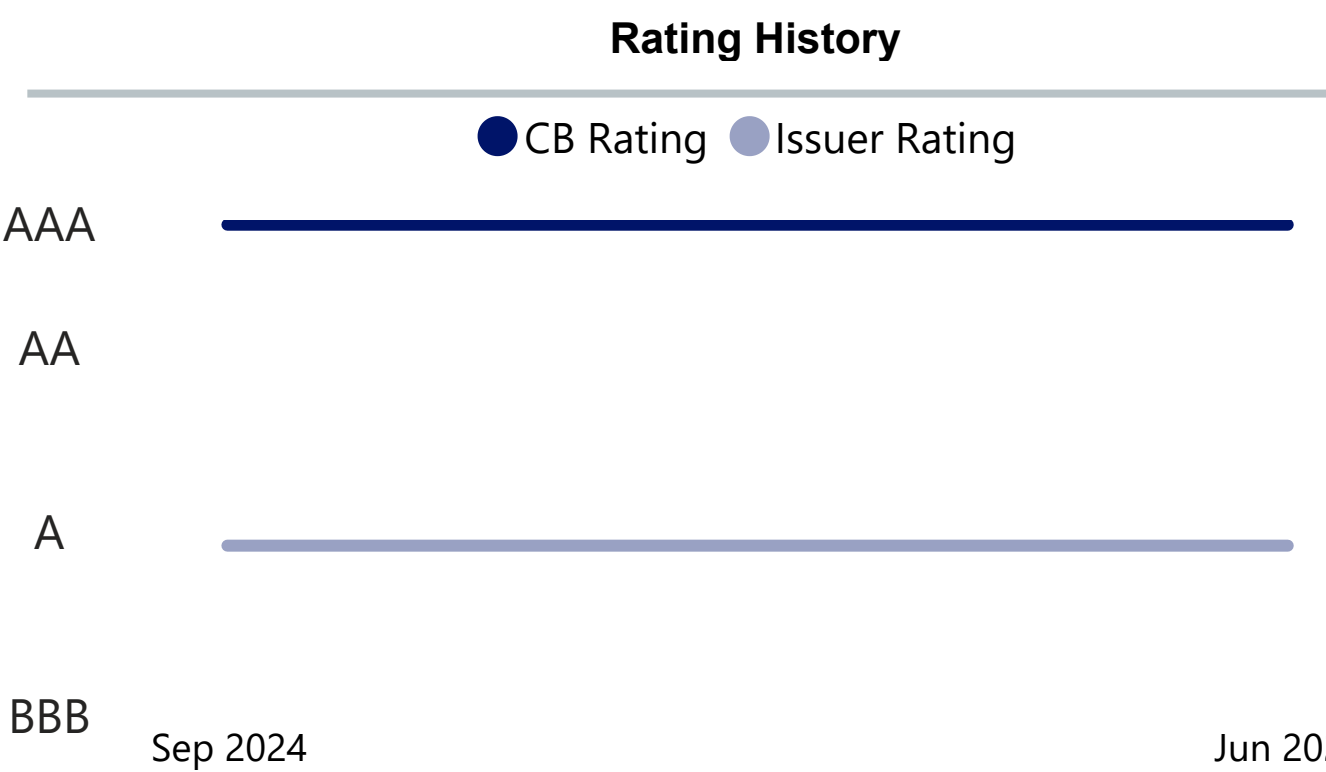
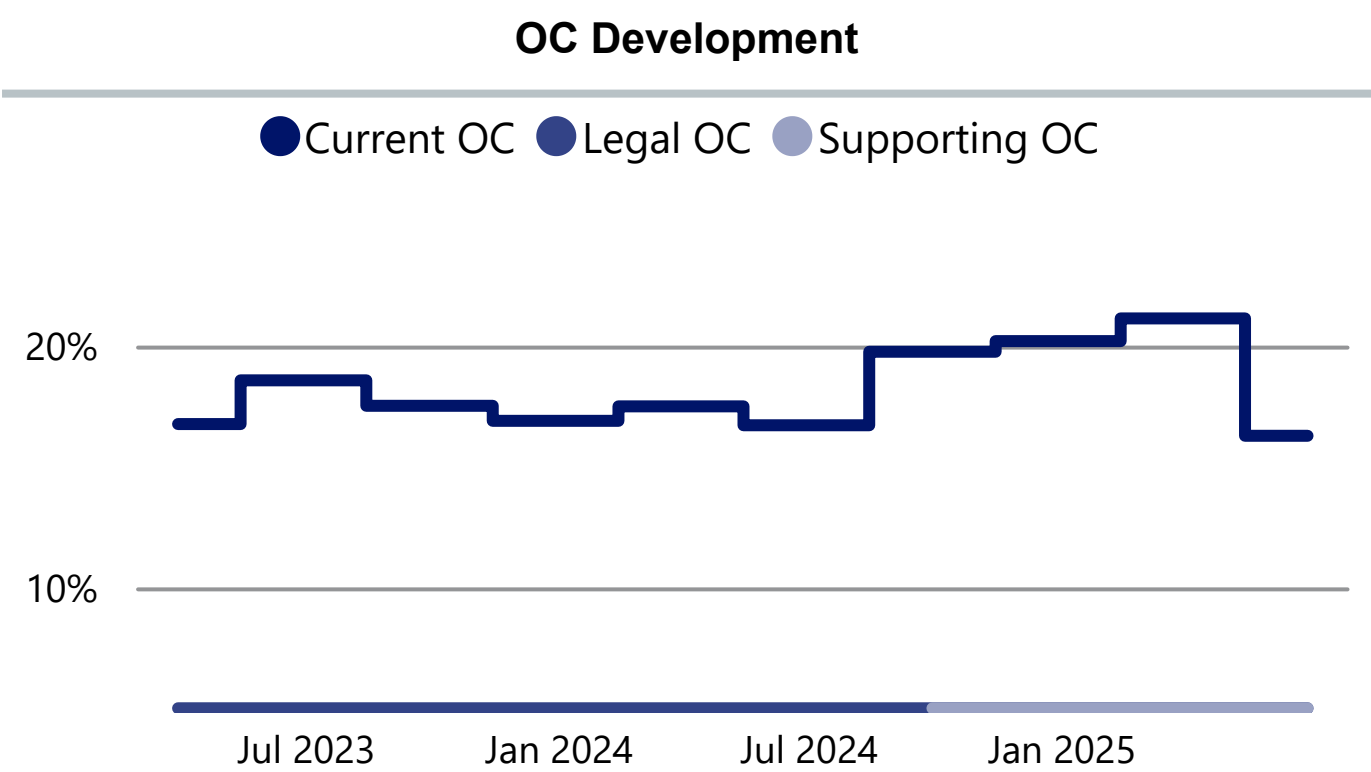
Outlook

Stable

Covered Bonds building blocks

| GOVERNANCE SUPPORT | COVER POOL SUPPORT | MAXIMUM RATING DISTANCE | RATING UPLIFT |
|----------------------|--|-------------------------|---------------|
| | Cover pool support +3 | D8 | (unused) |
| | Cover pool support +2 | D7 | (unused) |
| | Cover pool support +1 | D6 | AAA |
| Resolution regime +3 | Governance support = Covered bond rating floor | D5 | AA+ |
| Resolution regime +2 | | D4 | AA |
| Resolution regime +1 | | D3 | AA- |
| Legal framework +2 | | D2 | A+ |
| Legal framework +1 | | D1 | A |
| Issuer Rating | | D0 | A- |

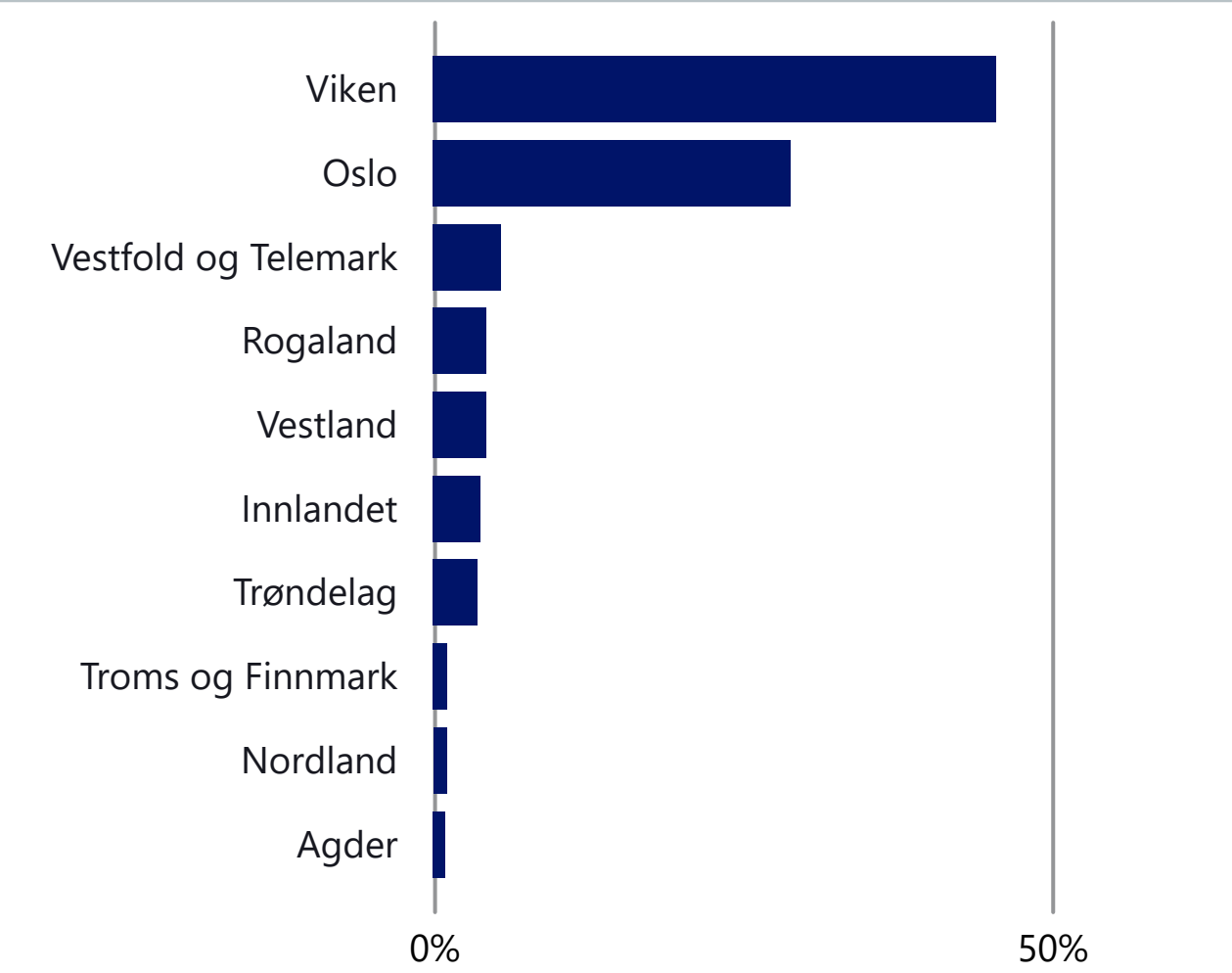
OC & Rating History



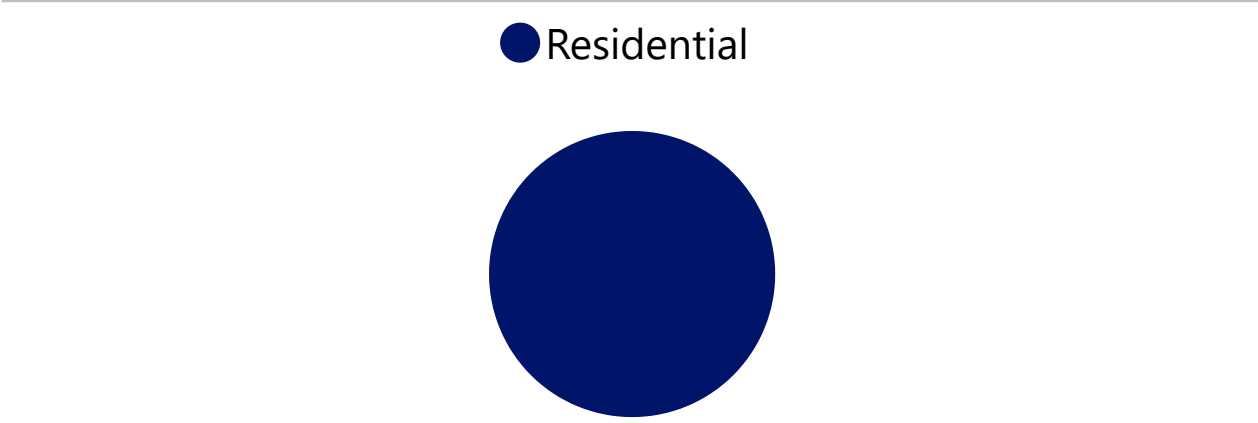
¹The credit rating(s) and outlook(s) provided in this document may not be shared with any unauthorised third party. Data shown is current as of 30 June 2025. This performance report has been created on 14 August 2025 but might have been made available on scoperatings.com on a later date.

Mortgage Cover Pool Credit Risks as of 30 June 2025

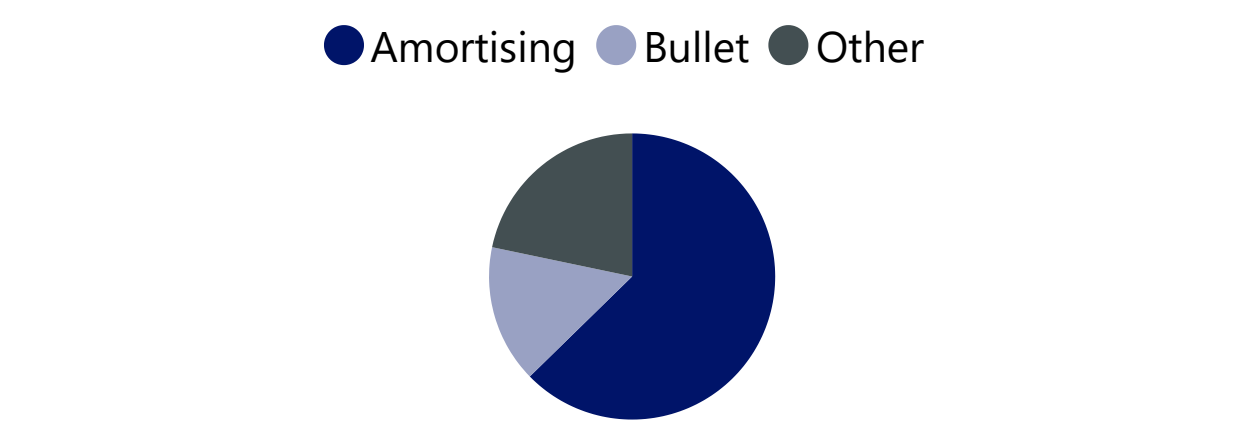
Geographical Distribution



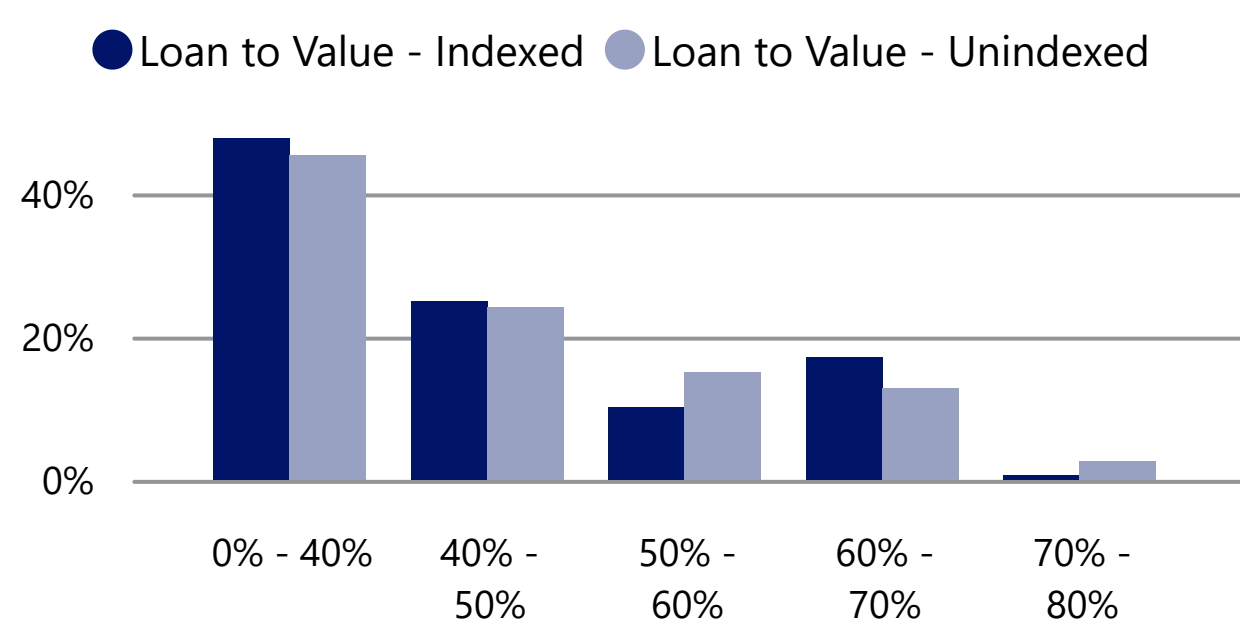
Collateral Type Distribution



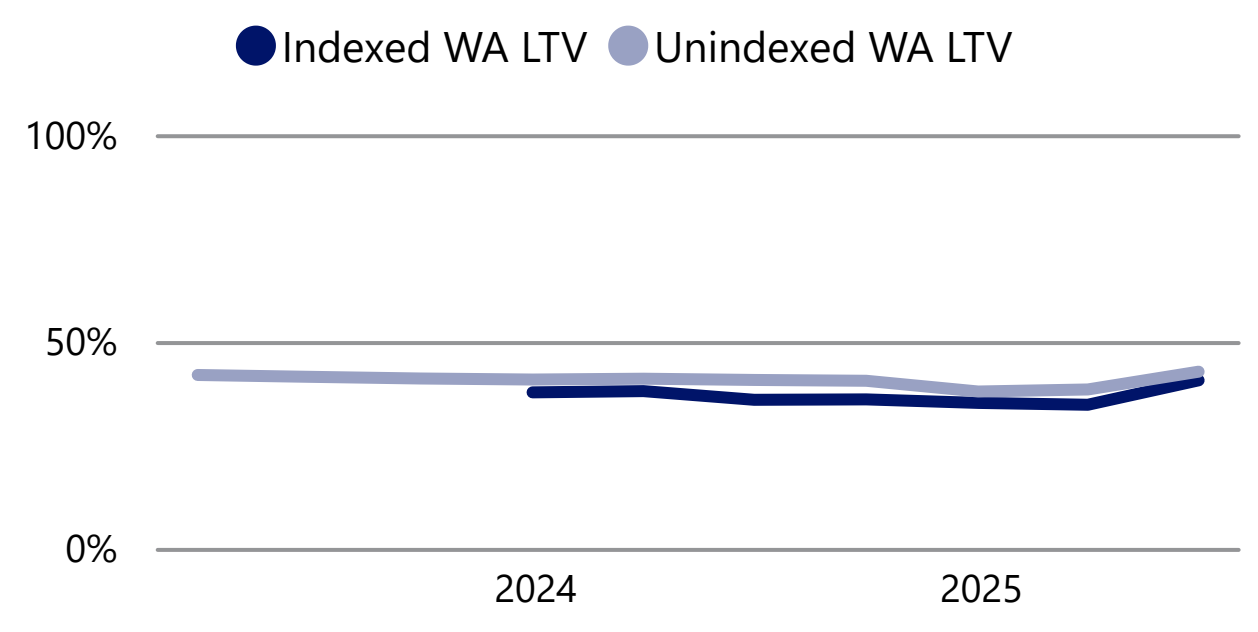
Repayment Type Distribution



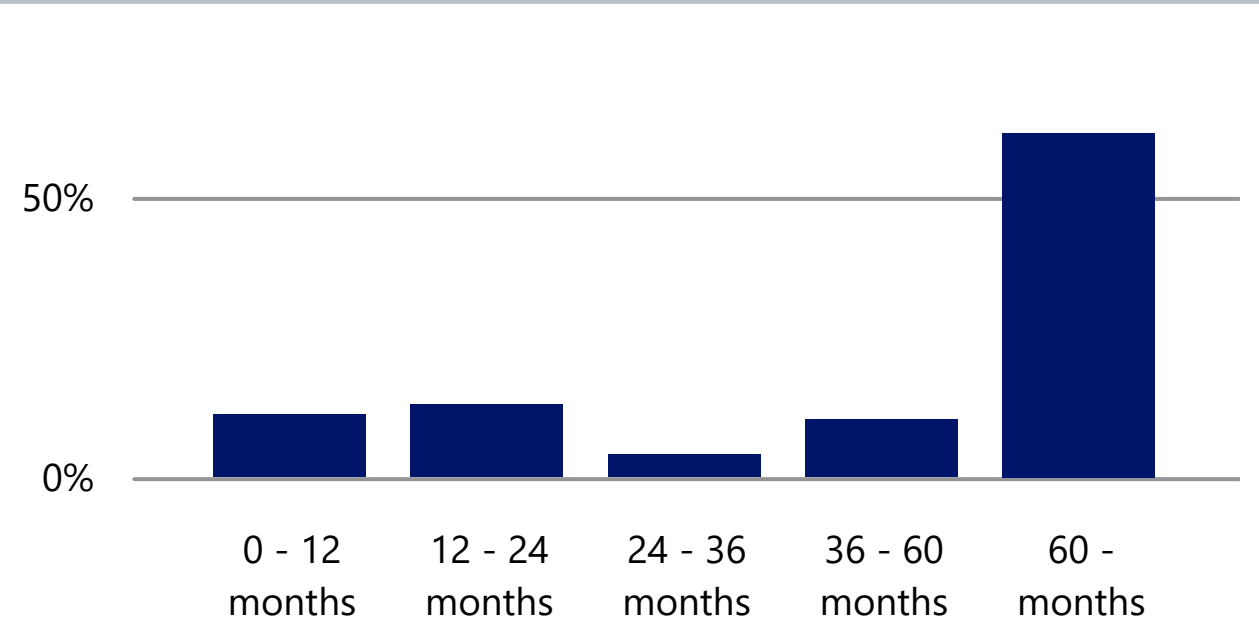
Loan to Value Distribution




Weighted Average Loan to Value



Seasoning Distribution

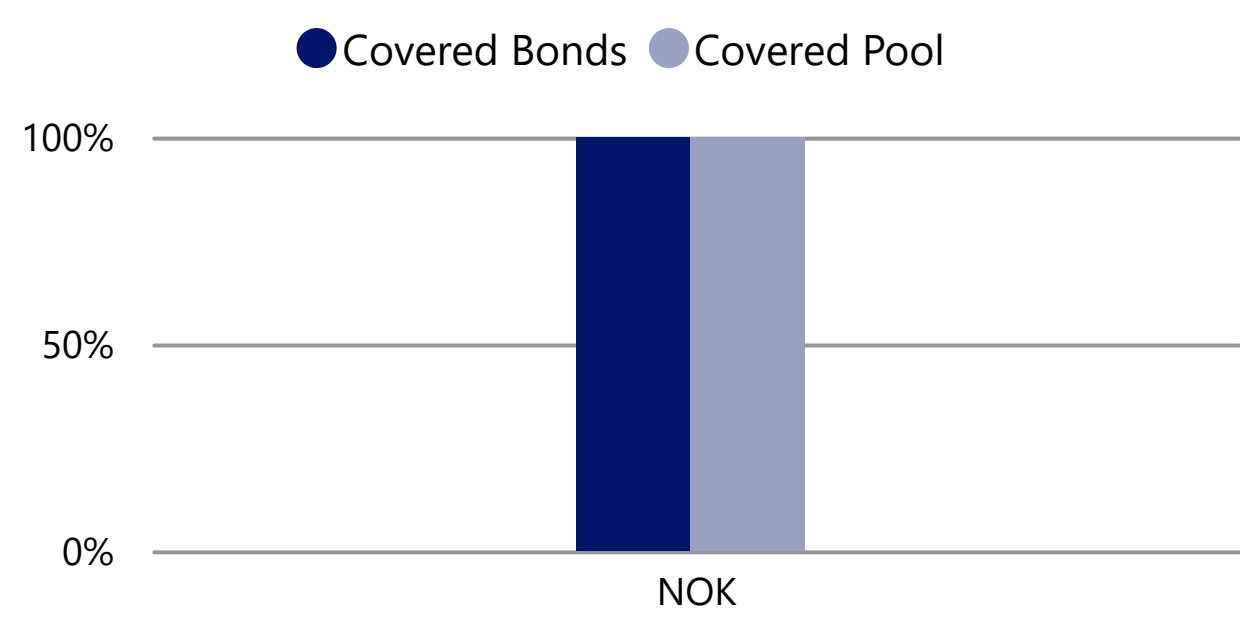


Arrears Distribution

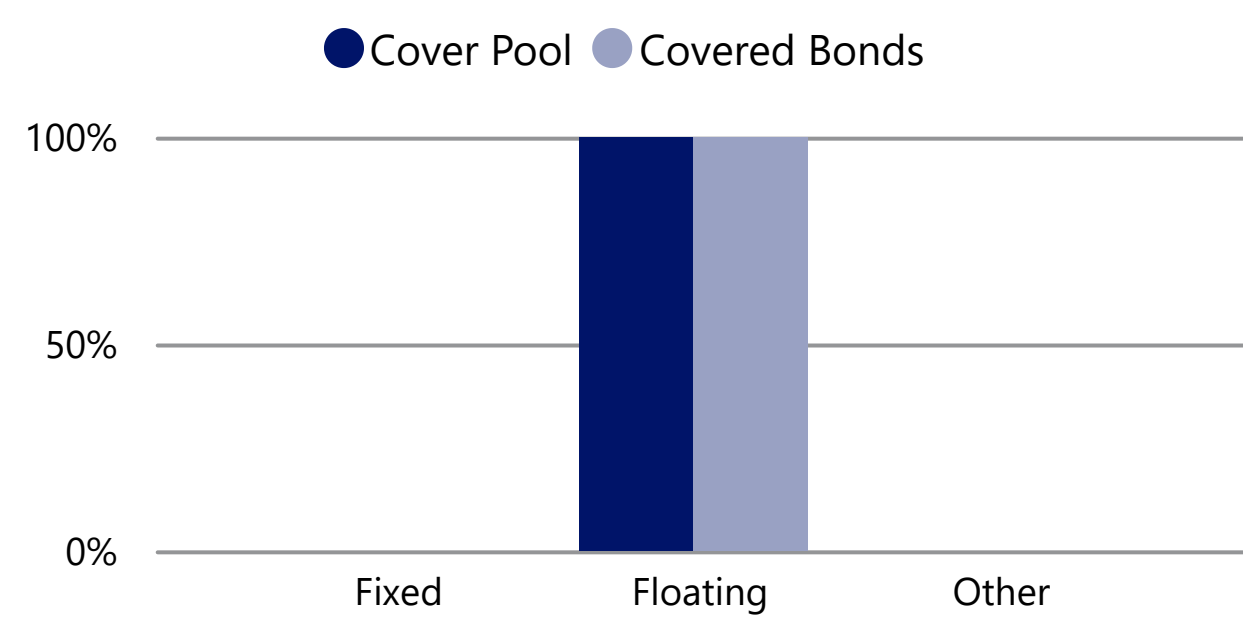


Cover Pool Market Risks as of 30 June 2025

Currency Distribution



Interest Rate Type Distribution



Summary of covered bond characteristics(Mo)

| Scope Metrics | 2025Q2 | 2024Q2 |
|--|---------------|---------------------------|
| CB Rating | AAA / Stable | |
| Issuer Rating | A- / Stable | |
| Supporting OC | 5.0% | |
| Legal Framework Uplift | 2 | |
| Resolution Regime Uplift | 3 | |
| CPC Category | Low | |
| Cover Pool Uplift (Max) | 8 | |
| Cover Pool Uplift (Unused) | 2 | |
| General Information - Programme | | |
| Cover Pool Size | 5,115,877,564 | 3,676,207,000 |
| Outstanding Covered Bonds | 4,400,000,000 | 3,150,000,000 |
| Legal OC | 5.0% | 5.0% |
| Current OC | 16.3% | 16.7% |
| Cover Pool Composition | | |
| Mortgages | 96.3% | 98.5% |
| Public Sector | 0.0% | 0.0% |
| Substitute Assets | 3.7% | 1.5% |
| General information - Mortgage | | |
| Number of Loans/Borrowers | 2,563 | 2,217 |
| Top 10 | 1.9% | 2.9% |
| NPL | 0.0% | 0.0% |
| Unindexed WA LTV | 42.6% | 40.6% |
| Indexed WA LTV | 40.5% | 35.8% |
| Maturity Profile | | |
| Cover Pool WAL (contractual; in years) | 15.80 | 16.30 |
| Covered Bonds WAL (initial; in years) | 3.34 | 1.97 |
| Covered Bonds WAL (extended; in years) | NR | NR |
| Cover Pool - Interest Rate Types | | |
| Fixed | 0.0% | 0.0% |
| Floating | 100.0% | 100.0% |
| Other | 0.0% | 0.0% |
| Covered Bonds - Interest Rate Types | | |
| Fixed | 0.0% | 0.0% |
| Floating | 100.0% | 100.0% |
| Other | 0.0% | 0.0% |
| Cover Pool - Currencies | | |
| NOK | 100.0% | NOK100.0% |
| Covered Bonds - Currencies | | |
| NOK | 100.0% | NOK100.0% |
| Regions (Top 3) | | |
| Viken | 45.5% | Other50.3% |
| Oslo | 28.9% | Vestfold og Telemark26.9% |
| Rogaland | 4.3% | Oslo14.9% |
| Vestland | 4.3% | |

Covered Bond contact: cb.monitoring@scoperatings.com

Financial Institutions contact: fi.monitoring@scoperatings.com

Latest related covered bond research (see [here](#))

Latest related financial institution research (see [here](#))

Current methodologies (see [here](#))

Scope Ratings GmbH

Lennéstraße 5
D-10785 Berlin
scoperatings.com

Phone +49 30 27891 - 0
Fax +49 30 27891 - 100
info@scoperatings.com



Bloomberg: RESO SCOP

Disclaimer

© 2025 Scope SE & Co. KGaA and all its subsidiaries including Scope Ratings GmbH, Scope Ratings UK Limited, Scope Fund Analysis GmbH, Scope Innovation Lab GmbH and Scope ESG Analysis GmbH (collectively, Scope). All rights reserved. The information and data supporting Scope's ratings, rating reports, rating opinions and related research and credit opinions originate from sources Scope considers to be reliable and accurate. Scope does not, however, independently verify the reliability and accuracy of the information and data. Scope's ratings, rating reports, rating opinions, or related research and credit opinions are provided 'as is' without any representation or warranty of any kind. In no circumstance shall Scope or its directors, officers, employees and other representatives be liable to any party for any direct, indirect, incidental or other damages, expenses of any kind, or losses arising from any use of Scope's ratings, rating reports, rating opinions, related research or credit opinions. Ratings and other related credit opinions issued by Scope are, and have to be viewed by any party as, opinions on relative credit risk and not a statement of fact or recommendation to purchase, hold or sell securities. Past performance does not necessarily predict future results. Any report issued by Scope is not a prospectus or similar document related to a debt security or issuing entity. Scope issues credit ratings and related research and opinions with the understanding and expectation that parties using them will assess independently the suitability of each security for investment or transaction purposes. Scope's credit ratings address relative credit risk, they do not address other risks such as market, liquidity, legal, or volatility. The information and data included herein is protected by copyright and other laws. To reproduce, transmit, transfer, disseminate, translate, resell, or store for subsequent use for any such purpose the information and data contained herein, contact Scope Ratings GmbH at Lennéstraße 5, D-10785 Berlin. Public Rating are generally accessible to the public. Subscription Ratings and Private Ratings are confidential and may not be shared with any unauthorised third party